

PIT LADDER TYPE B



CONCEPT

Static stepladder with spacers for vertical attachment to a wall. This design is intended to be used in lift shafts with a reasonable amount of space. The prescribed step depth of at least 150 mm is respected. The entire installation depth is around 190 mm.

BENEFITS

- Quick and cost-efficient solution
- The spacers can be positioned on the shaft wall in pairs relatively freely
- Short installation time

DETAILS

MATERIAL Aluminium, steel

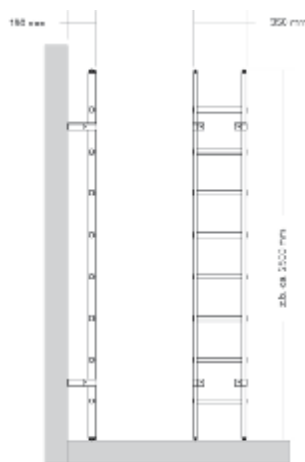
LENGTHS 2.50 m; 3.00 m; 3.60 m; 4.10 m

WIDTH Around 350 mm

Complies with EN 131 and EN 81

More lengths on request.

The delivery includes various mounting parts.



PIT LADDER TYPE A THE ORIGINAL



CONCEPT

The patented pit ladder type A is placed close to the shaft door opening. Due to the space saving design, this solution is ideal for very narrow shaft conditions. Ladder lengths up to 4.10 m require only 55 mm space when in a vertical position on the wall. To allow safe access to and exit from the pit, the ladder, which is attached to the pit wall, must be inclined. In this position, the step depth required by health and safety regulations is observed. If required, a position or safety contact can monitor the ladder position.

BENEFITS

- Ideal for very narrow shaft conditions
- Ladder position can be monitored by an optional switch
- Short installation time
- Low installation depth of 55 mm

DETAILS

MATERIAL	Aluminium, steel
LENGTHS	2.50 m; 3.00 m; 3.60 m; 4.10 m
WIDTH	Around 350 mm
Complies with EN 131 and EN 81	
Patent no: 19 846 521	

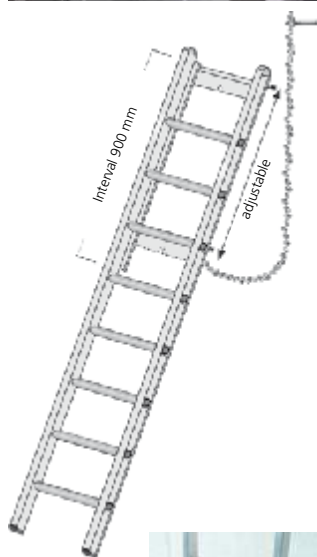
More lengths on request.

The delivery includes various mounting parts.



Ladder left: Vertical position
Ladder right: Inclined position

PIT LADDER TYPE D/S



Floor-mounted holder



Lockable wall-mounted holder for three-edge keys or with padlock hoop



CONCEPT

Pit ladder type D/S is suitable for hooking onto the threshold and is fitted with hook profiles for either sliding doors or swing doors. These profiles can be adjusted within a 900 mm range and prevent the ladder from tilting back during use. Attached rubber pads prevent scratching or other damage to the closing lift doors. There is no need to cut the ladder to size or carry out time-consuming hook installation tasks on site.

The ladder can be stowed on the shaft wall using a long anchor dowel (contained in the delivery) or a wall-mounted box. Alternatively, it can be stowed loose on the floor of the shaft or vertically and free-standing in a floor-mounted holder (variant S). Every ladder also comes with a chain to prevent it from being removed from the shaft pit.

BENEFITS

- Highest possible amount of flexibility for different shaft pit depths
- Various storage options
- Large number of hook profile variants to meet the requirements of different projects
- Clearly defined angle of inclination thanks to the use of hook profiles
- Short installation time

DETAILS

MATERIAL Aluminium, steel

LENGTHS 1.50 m; 1.80 m; 2.50 m; 3.00 m; 3.60 m; 4.10 m

WIDTH Around 350 mm

Complies with EN 131 and EN 81.

Patent pending.

HOOK PROFILE VARIANTS



❶ Fixed hook depth of 40 mm



❷ Space-saving, collapsible hook profile



❸ Hook profile for swing doors with 2 pins

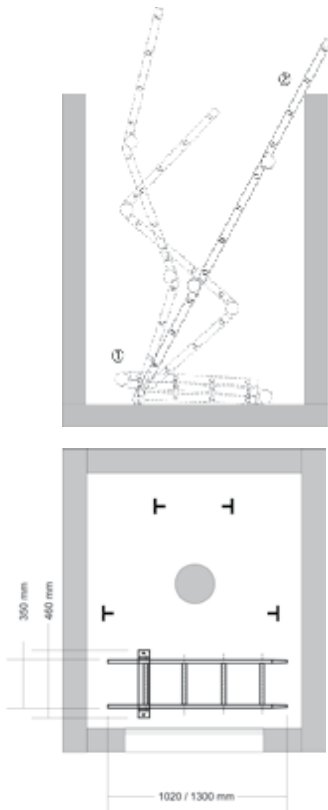


❹ Flexible hook depth (two-part) from 48 to 68 mm

Other lengths on request.

The delivery includes various mounting parts.

PIT LADDER TYPE E



CONCEPT

Folding ladder type E is especially suitable for shaft pits which do not allow the fixing of a pit ladder to the shaft wall or if the ladder should not be seen (for example, for glass lifts). In the case of shafts with deep shaft pits and low shaft depths, the folding ladder is also a suitable descent/ascent aid. The ladder is pulled up from the pit with a chain that is attached to the shaft wall and locks automatically when unfolded (1). It is attached to the groove in the threshold. A release rope that is attached to the ladder can be used to unlock the ladder after use and fold it back onto the pit floor. Tension springs (type E1) that are attached to the ladder enable it to be collapsed without interference. Pit ladder type E is available in three lengths.

BENEFITS

- Suitable for deep shaft pits with low shaft depths or widths
- An adjustable hook profile prevents the ladder from tilting back
- Can be delivered with a safety switch; can be fixed either to the shaft wall or to the floor of the shaft
- Short installation time

Version	Vertical length of ladder (extended)	Packaging dimensions (L x B x H in mm)	Number of steps	Hinge pairs
E	2.250 mm	1,300 x 460 x 250	2 x 4	1
E1	2.460mm	1,020 x 460 x 250	3 x 3	2
E2	3.400 mm	1,300 x 460 x 250	3 x 4	2

DETAILS

MATERIAL Aluminium, steel


Complies with EN 131 and EN 81.

Patent pending.

More lengths on request.

The delivery includes various mounting parts.

PIT LADDER TYPE F

**CONCEPT**

This static stepladder has spacers that pivot forward. A spring mechanism ensures that the ladder lies directly against the shaft wall, leaving a gap to the floor of the shaft, when it is not being used.

This means that a small installation depth of only around 80 – 90 mm (depending on the length of the ladder) is required. The step depth required by accident prevention regulations is respected if the ladder is pulled as far forward as possible in an 85° movement until it rests on the floor of the shaft. The ladder can then be used. The ladder automatically returns to the shaft wall once weight is removed from it.

BENEFITS

- Quick and cost-efficient solution
- Suitable for use in narrow spaces
- Thanks to the spring mechanism, there is no need for a monitoring contact to monitor the position of the ladder
- The spacers can be attached to any crimped ladder step with a standard external width of 350 mm and a step profile of at least 30 x 30 mm
- Short installation time

DETAILS

MATERIAL Aluminium, steel

LENGTHS 1.50 m; 1.80 m; 2.50 m; 3.00 m; 3.60 m; 4.10 m

WIDTH Around 350 mm

Complies with EN 131 and EN 81

More lengths on request.

The delivery includes various mounting parts.